

Scaled data based on original data using
LM-79-08 Approved Method: Electrical and Photometric Measurements of Solid-
State Lighting Products

Test Report Prepared for
Cooper Lighting Solutions
(formerly Eaton)

Brand: INVUE

Report Number: P671286

Luminaire Tested: **CCP-SA-2B-827-U-SL2**

Issue Date: 04/16/2023



Test Information

Test Method: LM-79-08
Report Number: P671286
Test Lab: INNOVATION CENTER(G1)
Issue Date: 04/16/2023
Manufacturer: COOPER LIGHTING SOLUTIONS (FORMERLY EATON)
Product Line: INVUE
Catalog Number: CCP-SA-2B-827-U-SL2
Description: INVUE CLEAR CURVE POLE MOUNT LIGHT SQUARE LUMINAIRE @450mA w/ SL2 distribution lens
Light Source: (32) 2700K CCT, 80 CRI LEDS
Ballast/Driver: ELECTRONIC DRIVER

Summary

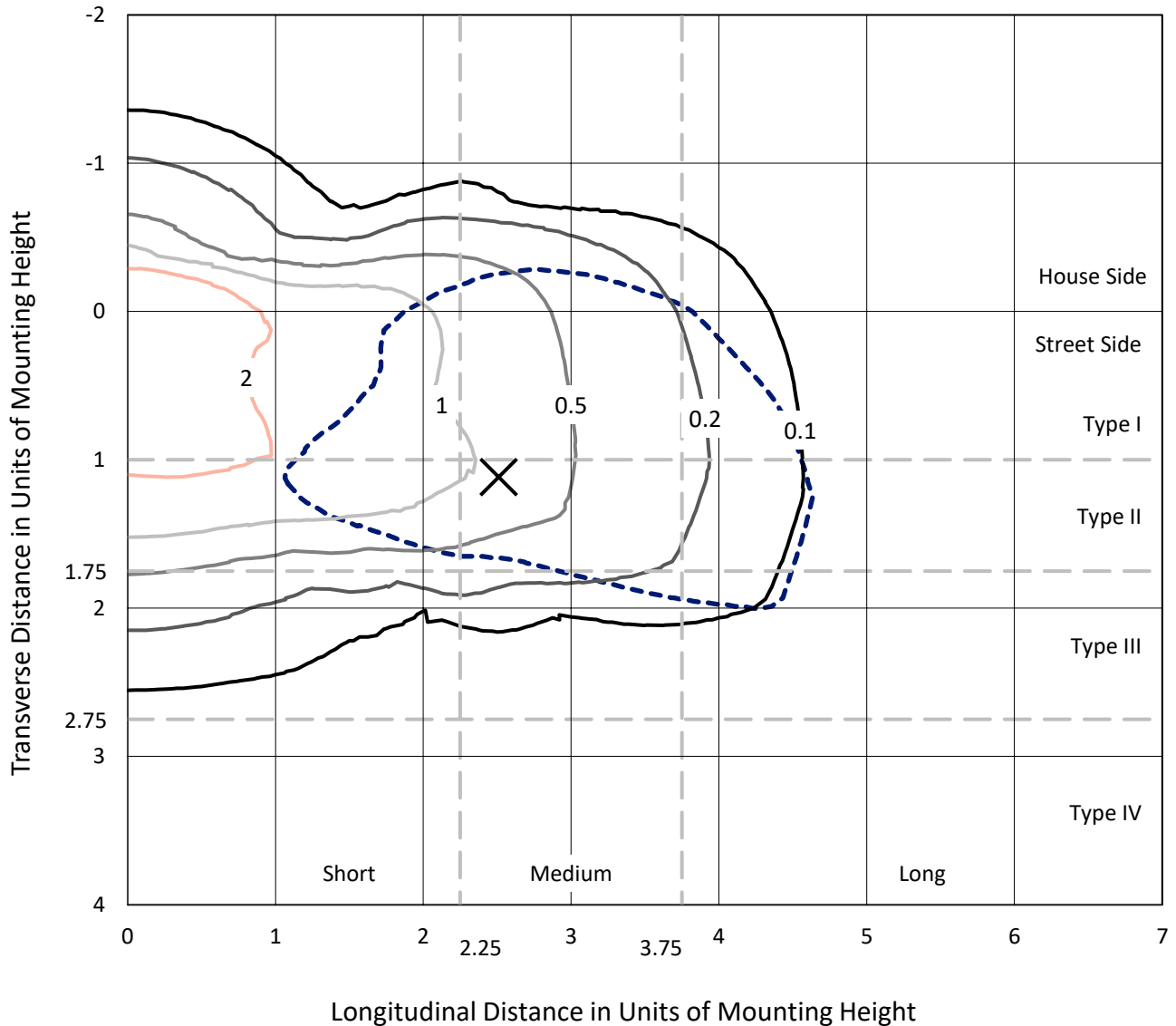
Lumens per Lamp: N/A
Luminaire Lumens: 5024.4 lumens
Efficiency: N/A
Efficacy: 109.2 lumens/watt
Luminous Opening: Rectangular (W 1' x L: 1' x H: 0')
IES Classification: Type III - Medium
BUG Rating: B1 - U0 - G2

Input Watts (W): 46
Input Voltage (V): 120
Input Current (Ain): NR
Voltage Rise (V): NR
Power Factor: NR
Total Harmonic Distortion (THDi): NR
Frequency (hertz): 60
Stabilization Time: NR
Operation Time: NR
Ambient Temperature (°C): NR
Test Distance: 25 FT

REPORT NUMBER: P671286
 CATALOG NUMBER: CCP-SA-2B-827-U-SL2

Iso-Footcandle Lines of Horizontal Illumination

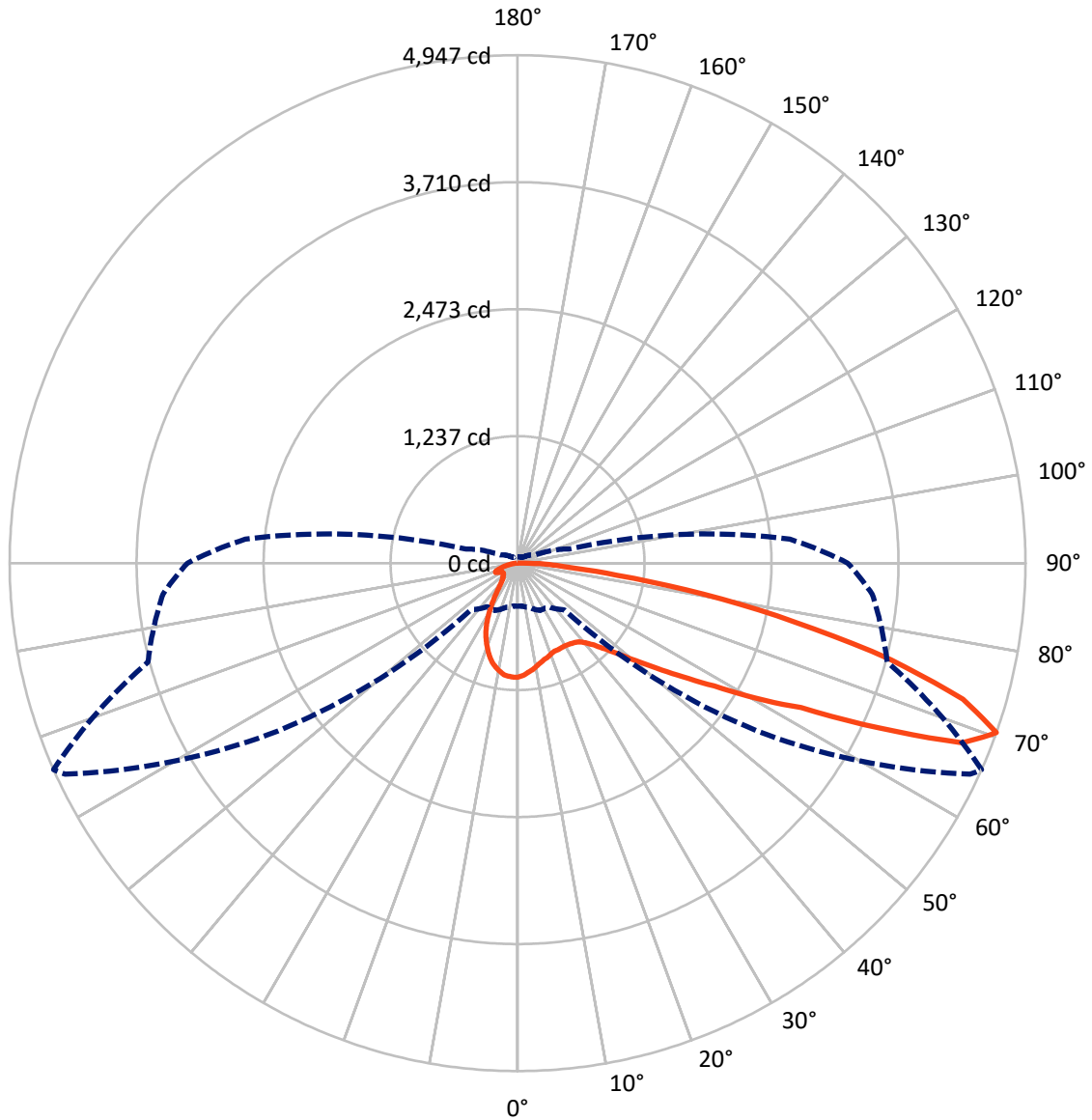
× Max cd
 - - - 1/2 Max cd



Based on 15 foot mounting height. Maximum calculated value = 4.9 fc
 Type III - Medium - N/A

REPORT NUMBER: P671286
CATALOG NUMBER: CCP-SA-2B-827-U-SL2

Luminous Intensity Polar Plot



— Vertical Plane Through 66-Deg Lateral - - - Horizontal Cone Through 70-Deg Vertical

REPORT NUMBER: P671286

CATALOG NUMBER: CCP-SA-2B-827-U-SL2

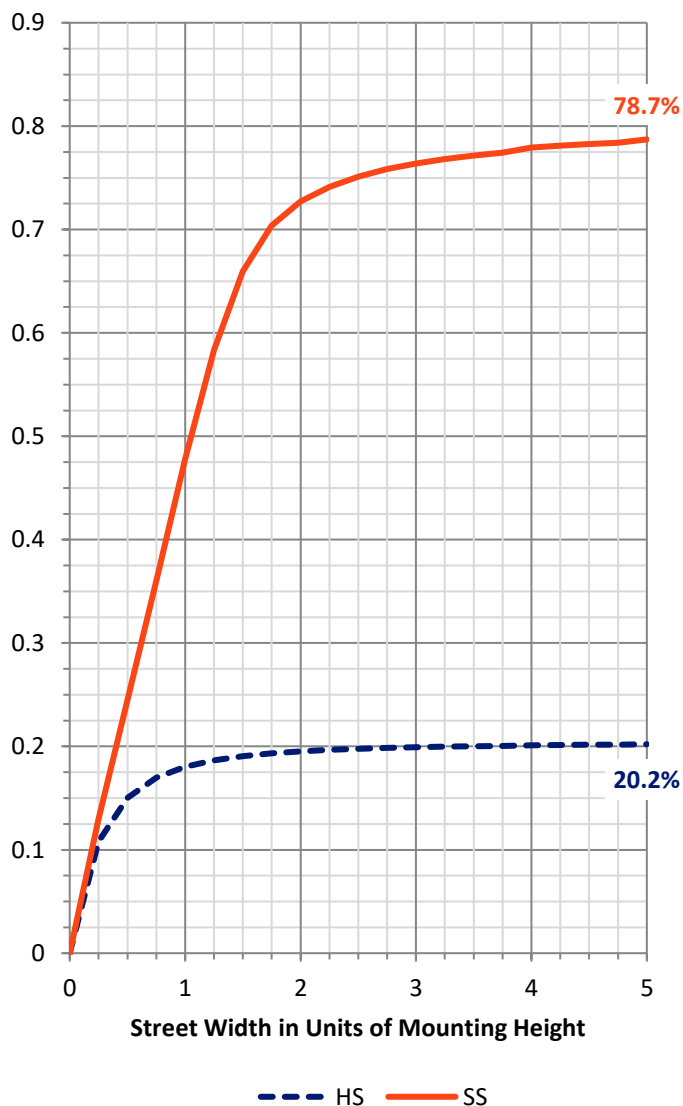
FLUX DISTRIBUTION:

		Downward	Upward	Total
House Side	Lumens	1028.4	0.0	1028.4
	% Fixture	20.5	0.0	20.5
Street Side	Lumens	3996.0	0.0	3996.0
	% Fixture	79.5	0.0	79.5
Total	Lumens	5024.4	0.0	5024.4
	% Fixture	100.0	0.0	100.0

Coefficient of Utilization

ZONAL LUMENS:

Zone	Lumens	% Fixture
0°-10°	98.1	2.0
10°-20°	241.6	4.8
20°-30°	331.8	6.6
30°-40°	444.9	8.9
40°-50°	645.5	12.8
50°-60°	981.2	19.5
60°-70°	1211.9	24.1
70°-80°	901.2	17.9
80°-90°	168.1	3.3
90°-100°	0.0	0.0
100°-110°	0.0	0.0
110°-120°	0.0	0.0
120°-130°	0.0	0.0
130°-140°	0.0	0.0
140°-150°	0.0	0.0
150°-160°	0.0	0.0
160°-170°	0.0	0.0
170°-180°	0.0	0.0
0°-90°	5024.4	100.0
0°-180°	5024.4	100.0



REPORT NUMBER: P671286

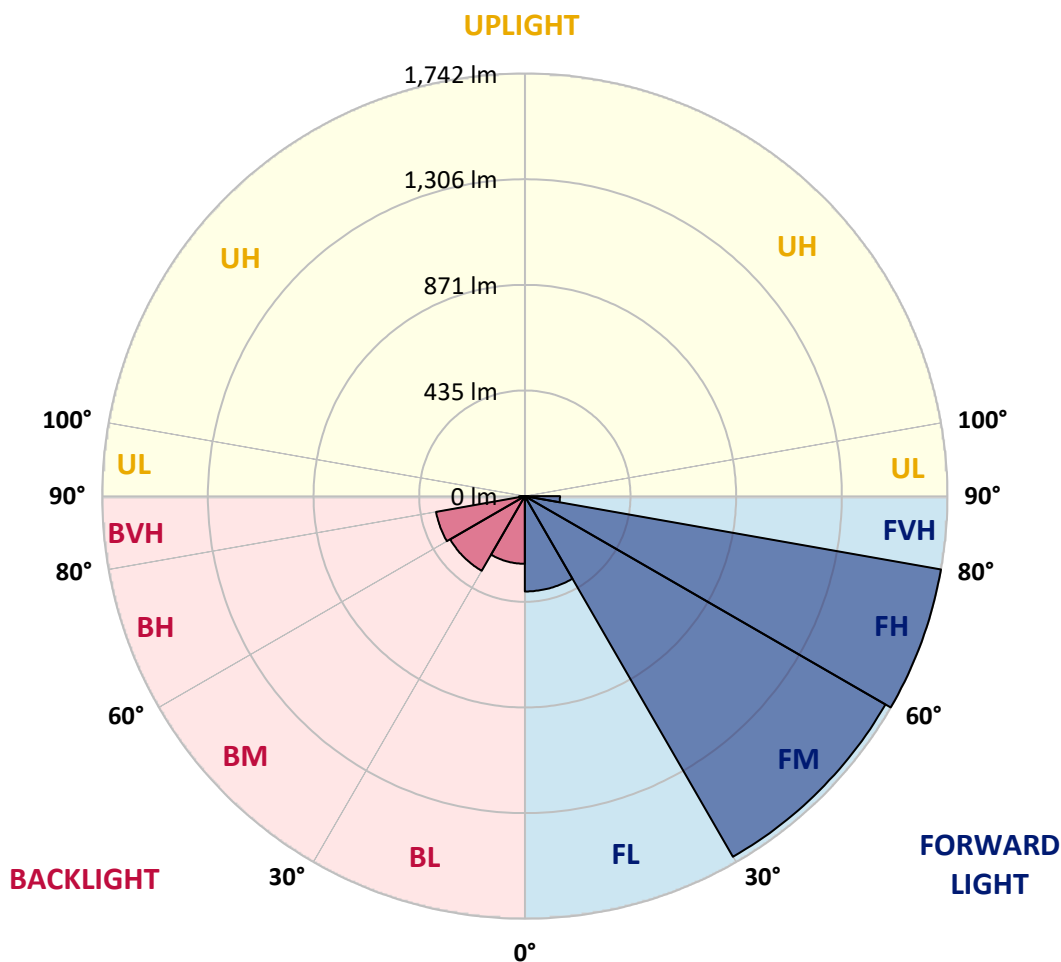
CATALOG NUMBER: CCP-SA-2B-827-U-SL2

LUMINAIRE CLASSIFICATION SYSTEM LUMEN TABLE AND BUG RATING:

Zone	Lumens	% Fixture	Zone Rating/Lumen Limit		
			B	U	G
FL (0°-30°)	392.9	7.8			
FM (30°-60°)	1716.4	34.2			
FH (60°-80°)	1741.8	34.7			G1/1800
FVH (80°-90°)	144.9	2.9			G2/225
BL (0°-30°)	278.7	5.5	B1/500		
BM (30°-60°)	355.3	7.1	B1/1000		
BH (60°-80°)	371.2	7.4	B1/500		G1/500
BVH (80°-90°)	23.2	0.5			G1/100
UL (90°-100°)	0.0	0.0		U0/0	
UH (100°-180°)	0.0	0.0		U0/0	

BUG Rating: B1-U0-G2

Type III Medium





REPORT NUMBER: P671286
 CATALOG NUMBER: CCP-SA-2B-827-U-SL2

CANDELA DISTRIBUTION (FULL):

	0°	5°	15°	25°	35°	45°	55°	65°	66°	75°	85°
0°	1110.0	1110.0	1110.0	1110.0	1110.0	1110.0	1110.0	1110.0	1110.0	1110.0	1110.0
2.5°	1055.9	1061.5	1063.3	1067.1	1076.4	1083.9	1095.1	1100.7	1095.1	1102.6	1102.6
5°	983.0	975.5	994.2	1001.7	1012.9	1027.8	1054.0	1074.5	1068.9	1091.4	1110.0
7.5°	921.3	921.3	926.9	943.7	956.8	979.2	1007.3	1039.0	1048.4	1078.3	1106.3
10°	865.2	872.7	872.7	898.9	906.4	932.5	979.2	1018.5	1020.3	1070.8	1110.0
12.5°	835.3	831.6	850.3	857.8	880.2	906.4	943.7	992.3	994.2	1048.4	1102.6
15°	811.0	814.8	824.1	842.8	863.4	883.9	919.4	964.3	973.6	1037.2	1098.8
17.5°	812.9	814.8	814.8	827.9	844.7	869.0	902.6	954.9	960.5	1022.2	1093.2
20°	824.1	816.7	822.3	827.9	839.1	861.5	889.5	934.4	940.0	1020.3	1106.3
22.5°	848.4	842.8	840.9	839.1	837.2	850.3	885.8	923.2	928.8	1011.0	1111.9
25°	887.7	885.8	872.7	859.6	850.3	850.3	878.3	932.5	930.6	1011.0	1115.7
27.5°	934.4	934.4	932.5	908.2	880.2	865.2	883.9	928.8	926.9	1011.0	1125.0
30°	997.9	997.9	992.3	969.9	919.4	876.5	887.7	925.0	930.6	1003.5	1117.5
32.5°	1067.1	1065.2	1070.8	1050.2	997.9	928.8	910.1	932.5	938.1	1011.0	1119.4
35°	1117.5	1128.7	1147.4	1128.7	1076.4	983.0	941.9	947.5	951.2	1012.9	1126.9
37.5°	1175.5	1188.5	1214.7	1229.6	1173.6	1065.2	992.3	971.8	971.8	1037.2	1128.7
40°	1259.5	1246.5	1291.3	1317.5	1295.1	1166.1	1070.8	1016.6	1018.5	1068.9	1153.0
42.5°	1321.2	1334.3	1381.0	1427.7	1399.7	1289.4	1156.8	1089.5	1089.5	1115.7	1190.4
45°	1390.4	1405.3	1470.7	1526.8	1547.3	1437.1	1274.5	1194.1	1190.4	1207.2	1257.7
47.5°	1467.0	1487.5	1562.3	1627.7	1681.9	1590.3	1425.9	1321.2	1319.3	1332.4	1369.8
50°	1554.8	1562.3	1624.0	1743.6	1851.9	1794.0	1610.9	1500.6	1491.3	1496.9	1547.3
52.5°	1581.0	1575.4	1646.4	1775.3	1973.4	2042.6	1863.2	1704.3	1700.6	1687.5	1752.9
55°	1485.7	1504.4	1573.5	1738.0	2072.5	2336.0	2139.7	1982.8	1949.1	1913.6	1992.1
57.5°	1295.1	1296.9	1375.4	1569.8	1995.8	2578.9	2608.8	2255.6	2257.5	2162.2	2251.9
60°	1007.3	1001.7	1063.3	1239.0	1777.2	2653.6	3120.8	2691.0	2672.3	2410.7	2492.9
62.5°	726.9	715.7	728.8	831.6	1328.7	2539.7	3623.5	3178.8	3100.3	2664.9	2728.4
65°	598.0	603.6	609.2	614.8	745.6	2094.9	3778.6	3974.9	3870.2	2962.0	2988.2
67.5°	495.2	499.0	523.3	556.9	553.2	1237.1	3599.2	4711.2	4671.9	3330.1	3212.4
70°	420.5	418.6	446.6	508.3	517.6	642.9	2849.9	4862.5	4946.6	3726.3	3466.6
72.5°	336.4	340.1	364.4	446.6	508.3	541.9	1640.8	4537.4	4535.5	4030.9	3330.1
75°	241.1	241.1	274.7	370.0	491.5	536.3	908.2	3683.3	3752.5	3788.0	2889.1
77.5°	158.8	166.3	192.5	276.6	461.6	525.1	575.6	2677.9	2763.9	2833.0	2210.7
80°	108.4	112.1	128.9	192.5	390.6	528.9	470.9	1801.5	1835.1	1564.2	897.0
82.5°	65.4	67.3	86.0	134.6	280.3	502.7	442.9	994.2	973.6	472.8	257.9
85°	35.5	37.4	54.2	89.7	185.0	439.2	435.4	487.7	454.1	173.8	108.4
87.5°	13.1	13.1	24.3	44.9	106.5	300.9	379.4	289.7	271.0	87.8	50.5
90°	0.0	0.0	0.0	0.0	0.0	0.0	0.0	0.0	0.0	0.0	0.0



REPORT NUMBER: P671286
 CATALOG NUMBER: CCP-SA-2B-827-U-SL2

CANDELA DISTRIBUTION (continued):

	90°	95°	105°	115°	125°	135°	145°	155°	165°	175°	180°
0°	1110.0	1110.0	1110.0	1110.0	1110.0	1110.0	1110.0	1110.0	1110.0	1110.0	1110.0
2.5°	1111.9	1111.9	1111.9	1111.9	1110.0	1102.6	1108.2	1106.3	1095.1	1097.0	1089.5
5°	1108.2	1117.5	1111.9	1104.4	1095.1	1072.7	1065.2	1059.6	1044.6	1039.0	1044.6
7.5°	1117.5	1110.0	1106.3	1093.2	1055.9	1035.3	1009.1	977.4	954.9	949.3	954.9
10°	1115.7	1115.7	1098.8	1061.5	1026.0	966.2	932.5	876.5	844.7	835.3	837.2
12.5°	1108.2	1113.8	1087.6	1027.8	960.5	887.7	826.0	766.2	710.1	687.7	684.0
15°	1115.7	1110.0	1063.3	986.7	893.3	792.4	702.7	614.8	562.5	528.9	521.4
17.5°	1104.4	1098.8	1031.6	930.6	805.4	676.5	564.4	469.1	416.7	403.7	403.7
20°	1117.5	1082.0	994.2	863.4	713.9	549.4	422.3	351.3	338.2	338.2	342.0
22.5°	1115.7	1078.3	962.4	798.0	603.6	414.9	314.0	293.4	295.3	310.2	308.3
25°	1104.4	1070.8	917.6	725.1	487.7	312.1	259.8	254.2	267.2	284.1	282.2
27.5°	1102.6	1050.2	876.5	639.1	371.9	246.7	226.1	226.1	239.2	254.2	252.3
30°	1091.4	1033.4	826.0	541.9	280.3	214.9	207.4	207.4	213.0	220.5	220.5
32.5°	1089.5	1011.0	769.9	441.0	224.3	194.4	190.6	192.5	192.5	196.2	194.4
35°	1074.5	981.1	712.0	342.0	194.4	183.1	179.4	177.5	177.5	175.7	175.7
37.5°	1068.9	962.4	652.2	265.4	181.3	173.8	170.1	164.5	162.6	162.6	160.7
40°	1074.5	943.7	594.3	214.9	170.1	166.3	160.7	153.2	151.4	151.4	151.4
42.5°	1095.1	941.9	534.5	186.9	164.5	158.8	151.4	143.9	142.0	143.9	142.0
45°	1141.8	956.8	476.5	173.8	157.0	151.4	142.0	136.4	134.6	136.4	136.4
47.5°	1218.4	997.9	424.2	166.3	151.4	143.9	134.6	128.9	128.9	128.9	128.9
50°	1345.5	1076.4	373.8	160.7	147.6	138.3	128.9	121.5	119.6	119.6	121.5
52.5°	1536.1	1211.0	332.6	157.0	142.0	130.8	121.5	115.9	112.1	110.3	112.1
55°	1766.0	1407.2	319.6	153.2	134.6	125.2	115.9	108.4	104.7	104.7	102.8
57.5°	2012.7	1624.0	342.0	149.5	128.9	117.7	108.4	100.9	97.2	95.3	95.3
60°	2279.9	1880.0	424.2	147.6	123.3	110.3	100.9	95.3	89.7	87.8	87.8
62.5°	2522.8	2111.7	571.8	145.8	119.6	102.8	93.4	86.0	82.2	80.4	80.4
65°	2799.4	2369.6	715.7	153.2	117.7	97.2	86.0	78.5	74.8	72.9	72.9
67.5°	3040.5	2593.8	799.8	171.9	123.3	89.7	76.6	71.0	69.1	67.3	67.3
70°	3216.1	2663.0	536.3	188.7	132.7	84.1	69.1	65.4	61.7	61.7	61.7
72.5°	2980.7	2377.1	317.7	177.5	125.2	78.5	61.7	57.9	56.1	56.1	54.2
75°	2549.0	2023.9	244.8	143.9	100.9	67.3	54.2	50.5	48.6	48.6	46.7
77.5°	1881.8	1450.2	181.3	114.0	78.5	54.2	46.7	44.9	43.0	41.1	41.1
80°	736.3	635.4	123.3	84.1	57.9	43.0	39.2	37.4	35.5	33.6	33.6
82.5°	228.0	192.5	71.0	56.1	41.1	33.6	31.8	29.9	28.0	26.2	26.2
85°	99.0	95.3	46.7	35.5	28.0	22.4	22.4	20.6	18.7	16.8	16.8
87.5°	48.6	46.7	26.2	16.8	15.0	11.2	11.2	9.3	7.5	7.5	7.5
90°	0.0	0.0	0.0	0.0	0.0	0.0	0.0	0.0	0.0	0.0	0.0

(END OF REPORT)